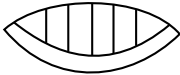





















Mayan Number Chart

Number	Mayan Form	Number	Mayan Form
0		10	
1		11	
2		12	
3		13	
4		14	
5		15	
6		16	
7		17	
8		18	
9		19	

Mayan Numbers: Worksheet I

Name: _____

Section I

Directions: Using the Mayan Number Chart, identify each of the following numbers:

1.  = _____

6.  = _____

2.  = _____

7.  = _____

3.  = _____

8.  = _____

4.  = _____

9.  = _____

5.  = _____

10.  = _____

Section 2

Directions: Convert and draw the Mayan numerical symbol for each number:

11. 12 = _____

16. 20 = _____

12. 17 = _____

17. 6 = _____

13. 4 = _____

18. 13 = _____

14. 11 = _____

19. 9 = _____

15. 10 = _____

20. 0 = _____